

TITAN VALVE WHEEL WRENCH

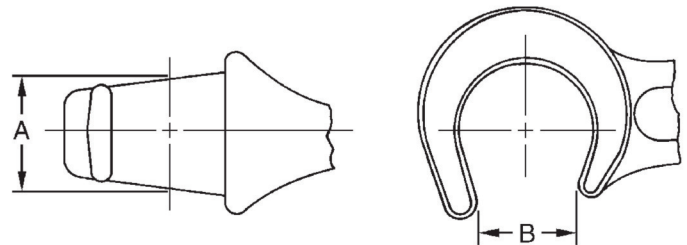


TITAN VALVE WHEEL WRENCHES are used to provide leverage on hand operated valve wheels. This series of wrenches permits a smooth snap "hammer-action" to make opening and closing stubborn valves easy. Each wrench will fit a variety of sizes and shapes of valve wheels. The special shaped opening in the wrench reduces the chance of slippage when working in overhead or crowded positions.

CATALOG NO.	PATTERN	CAST OR FORGED	OVERALL LENGTH (approx.)	WEIGHT
STEEL				
VW0	Double-end	Forged	8"	14 ozs.
VW0CPTC*	Double-end	Forged	8"	12 ozs.
VW10	Double-end	Forged	10"	1-3/4 lbs.
VW1	Single-end	Forged	15"	2-3/8 lbs.
VW12	Double-end	Forged	18"	4-1/4 lbs.
VW2	Single-end	Forged	22"	4-3/4 lbs.
VW3	Single-end	Forged	27"	11-3/8 lbs.
VW3L	Single-end	Cast	48"	15-1/4 lbs.
VW4	Single-end	Forged	48"	16-1/4 lbs.
VW5	Single-end	Cast	48"	15-3/4 lbs.
VW6	Single-end	Cast	48"	15-3/4 lbs.

BRONZE				
VW0BR	Double-end	Cast	8"	15-1/4 ozs.
VW10BR	Double-end	Cast	10"	1-7/8 lbs.
VW1BR	Single-end	Cast	15"	2-3/8 lbs.
VW12BR	Single-end	Cast	15-1/2"	2-7/8 lbs.
VW2BR	Single-end	Cast	22"	5-1/2 lbs.
VW3BR	Single-end	Cast	30"	9-1/8 lbs.
ALUMINUM				
VW0AL	Double-end	Cast	8"	5 ozs.
VW10AL	Double-end	Cast	10"	10-1/2 ozs.

*CADMIUM PLATED, TEFLON COATED




DIMENSIONS

SIZE	A		B	
	SMALL	LARGE	SMALL	LARGE
0	11/16"	7/8"	1/2"	21/32"
0CPTC	7/16"	7/16"	1/2"	21/32"
10	7/8"	1-3/16"	11/16"	1"
1		1-3/16"		1"
12	1-1/2"	1-7/8"	1"	1-5/16"
12BR		1-1/2"		1-3/8"
2		1-7/8"		1-5/16"
3		2-1/2"		2"
3L		2-3/4"		2"
4		2-11/16"		2-1/4"
5		2-3/4"		2-1/2"
6		2-7/8"		2-3/4"

WARNING! Use as a hand tool only. Do Not Strike, use a "cheater" or extend handle. SERIOUS INJURY may result if used improperly.

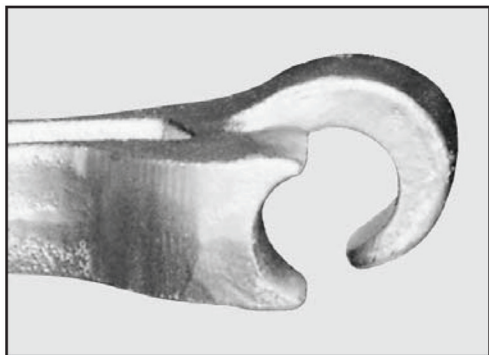
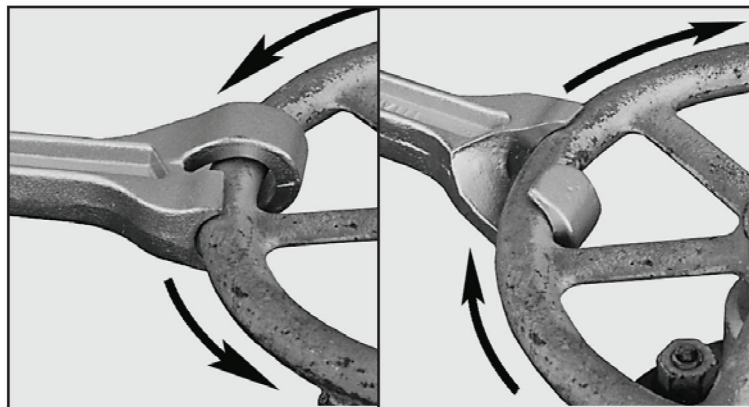
NOTE: SAFE PRACTICES & PROCEDURES CAN BE FOUND ON PAGE 8 OF THIS CATALOG.

TITAN SURGRIP VALVE WHEEL WRENCH



TITAN SURGRIP VALVE WHEEL WRENCHES significantly reduce the chance of injury due to wrench slippage when opening and closing valves.

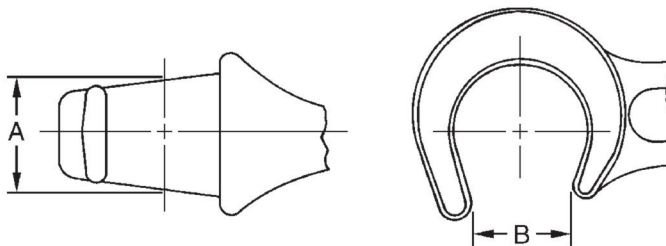
These durable, ductile iron wrenches are **safer** and **easier** to use because the head design provides a **better grip** and allows the operator to rest the wrench on top of the wheel when opening stubborn valves. This, along with **longer handle** lengths for **more leverage**, make the TITAN Surgrip the best valve wheel wrench on the market.



CATALOG NO.	PATTERN	OVERALL LENGTH (approx.)	WEIGHT
VW0SG	Double-end	8"	14 ozs.
VW0LSG	Double-end	15"	1-3/8 lbs.
VW10SG	Double-end	10"	1-1/2 lbs.
VW12SG	Double-end	22"	4-5/8 lbs.
VW1SG	Single-end	22"	4 lbs.
VW2SG	Single-end	27"	5-5/8 lbs.
VW3SG	Single-end	27"	12 lbs.

WARNING! Use as a hand tool only. Do Not Strike, use a "cheater" or extend handle. SERIOUS INJURY may result if used improperly.

NOTE: SAFE PRACTICES & PROCEDURES CAN BE FOUND ON PAGE 8 OF THIS CATALOG.



DIMENSIONS

SIZE	A		B	
	SMALL	LARGE	SMALL	LARGE
VW0SG	3/8"	7/16"	1/2"	21/32"
VW0LSG	3/8"	7/16"	1/2"	21/32"
VW10SG	1/2"	9/16"	11/16"	1"
VW12SG	9/16"	5/8"	1"	1-5/16"
VW1SG		9/16"		1"
VW2SG		5/8"		1-5/16"
VW3SG		1-1/8"		2"

TITAN "100 SERIES" ALUMINUM VALVE WHEEL WRENCH




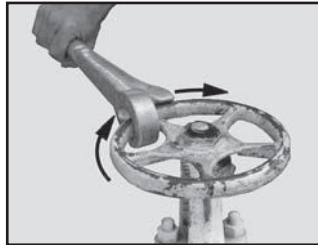
TITAN "100 SERIES" VALVE WHEEL WRENCHES are made from aluminum-magnesium to reduce the chance of sparks when opening stubborn valves.

An improved base pad design, a comfortable rounded gripping area, and the overall smooth finish of the wrench are features that add to the high standard of quality expected in all Gearench products.

CATALOG NO.	OVERALL LENGTH (approx.)	OPENING	WEIGHT
VW101AL	13-5/8"	1-3/8"	2-1/8 lbs.
VW102AL	17-5/8"	1-3/4"	3-1/2 lbs.
VW103AL	25-1/2"	2-1/2"	7-3/4 lbs.

WARNING! Protect yourself and others from SERIOUS INJURY!
Use only as a hand tool for gripping – NOT FOR STRIKING!
Never use a "cheater" or other means to extend handle!
Always pull toward base pad! If wrench slips you can be hurt or injure others.

NOTE: SAFE PRACTICES & PROCEDURES CAN BE FOUND ON PAGE 8 OF THIS CATALOG.



TITAN "EL-MAC" SURGRIP VALVE WHEEL WRENCH



TITAN "EL-MAC" SURGRIP VALVE WHEEL WRENCHES are made from aluminum-magnesium to minimize sparking and have a "fist-like" head to reduce slipping even on stubborn valves. The wrenches are designed for use in the petroleum, petrochemical, pulp/paper, mining, marine and power generating industries.



CATALOG NO.	OVERALL LENGTH (approx.)	OPENING	WEIGHT
EM9	9"	7/8"	13 ozs.
EM11	11"	1"	1-1/4 lbs.
EM15	15"	1-3/8"	2-1/4 lbs.
EM19	19"	1-3/4"	3-3/8 lbs.
EM28	28"	2"	7 lbs.

WARNING! Protect yourself and others from SERIOUS INJURY!
Use only as a hand tool for gripping – NOT FOR STRIKING!
Never use a "cheater" or other means to extend handle!
Always pull toward base pad! If wrench slips you can be hurt or injure others.

NOTE: SAFE PRACTICES & PROCEDURES CAN BE FOUND ON PAGE 8 OF THIS CATALOG.

PETOL VALVE WHEEL WRENCH



The PETOL VALVE WHEEL WRENCH was designed for added safety when opening and closing stubborn valves.

The wrench has a unique feature which fits over a spoke of the valve wheel to minimize the chance of the wrench slipping off the wheel when force is being applied.

In addition to this, the base pad has been improved by a deeper, more rounded design for a better fit on the valve wheel rim. This

also reduces the chance of the wrench slipping.

Finally, the handle has been designed to provide the worker with a safer, more comfortable gripping area.

PETOL Valve Wheel Wrenches are made from aluminum-magnesium and come in three sizes to fit a wide range of valve wheel diameters.


CATALOG NO.	OVERALL LENGTH (approx.)	OPENING	WEIGHT
VWP1	13-5/8"	1-3/8"	2-1/4 lbs.
VWP2	17-5/8"	1-3/4"	3-7/8 lbs.
VWP3	25-1/2"	2-1/2"	7-5/8 lbs.

WARNING! Protect yourself and others from SERIOUS INJURY!
Use only as a hand tool for gripping – NOT FOR STRIKING!
Never use a “cheater” or other means to extend handle!
Always pull toward base pad! If wrench slips you can be hurt or injure others.

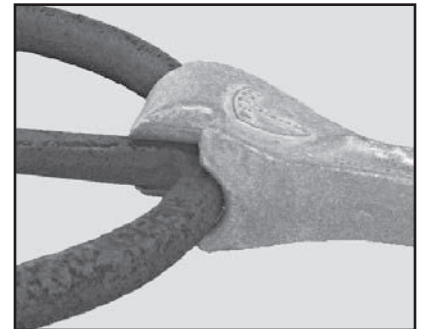
NOTE: SAFE PRACTICES & PROCEDURES CAN BE FOUND ON PAGE 8 OF THIS CATALOG.





SAFER, MORE COMFORTABLE GRIP



UNIQUE SPOKE GRIP



IMPROVED BASE PAD DESIGN



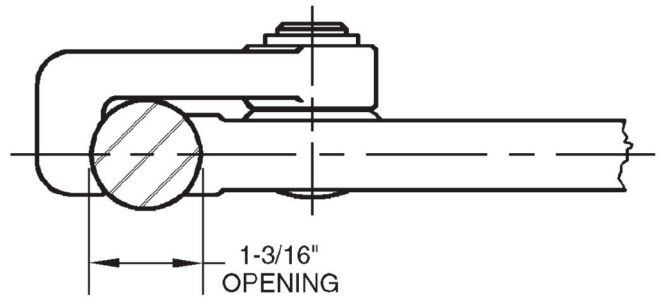
TITAN VALVE WHEEL LATCH WRENCH



The TITAN VALVE WHEEL LATCH WRENCH actually grips the rim of the wheel to prevent the wrench from slipping when opening and closing valves.

The patented latching mechanism pivots freely around a bushing and rivet allowing the wrench to be placed on and taken off the valve wheel with ease.

The TITAN Valve Wheel Latch Wrench is made from alloy steel for strength and durability.



CATALOG NO.	OPENING	LENGTH	WEIGHT
VWL1	1-3/16"	11-1/4"	3-1/2 lbs.

WARNING! Protect yourself and others from SERIOUS INJURY! Never use a "cheater" or other means to extend handle! If wrench slips you can be hurt or injure other workers!

NOTE: SAFE PRACTICES & PROCEDURES CAN BE FOUND ON PAGE 8 OF THIS CATALOG.

