



GKMV30

Volumetric Cold Potable Water Meters

The world's most successful domestic water meter. The GKMV30 unique design offers an unparalleled blend of accuracy, durability and security.

FEATURES

- The world's biggest selling domestic water meter
- Optimum accuracy and performance at all times, in any position
- Revolutionary grooved piston for improved durability and performance
- Durable tamper-proof construction
- Full range of sizes from 15mm to 40mm
- Water temperatures up to 50°C
- Maximum working pressure of 16 bar
- Pulse output available providing access to management information

High accuracy in any position, for any flow

Based on the volumetric rotary piston measurement principle, the GKMV30 range offers the very highest levels of reading accuracy, even at the lowest flow rate. Optimum accuracy is maintained whether the meter is installed horizontally, vertically or on an inclined orientation.

The Technology

Available in sizes from 15mm to 40mm, with flow rates of between 15.625 l/h to 20 m³/h, GKMV30 meters offer unrivalled performance to OIML R49 and ISO 4064. With over 50 million units in service, in over 100 countries, the product offers high accuracy, long-life, low maintenance and tamper-proof operation, as well as the ability to provide valuable management information via a probe pulse unit upgrade.

Easy to read

Fully-sealed and liquid-filled, the meter's counter offers simple, straight-reading presentation, and the counter window is mounted inside the meter body in the direction of flow for easy reading. The number rollers are completely immersed in a lubricating non-toxic liquid, and a sac attached to the counter casing acts as a balancing membrane to ensure equalisation of pressure between the liquid in the counter and that of the external water.

Robust, leak-proof construction

A variety of design features contribute to the meter's leak-proof performance. The use of advanced engineering plastics for the meter's measuring chamber, for example, significantly reduces wear, while a large surface area strainer prevents solid particulate from causing damage. The advanced design of the GKMV30 range ensures partial obstruction of the strainer does not adversely affect the accuracy of the meter's registration, and a body 'O' ring seal between the measuring chamber and meter body ensures that the possibility of internal leaks by-passing the measuring chamber are eliminated.

Tamper-proof operation

The GKMV30 offers extremely high resistance to illegal tampering through a unique design which eliminates the risk of disassembly in the field. A mechanically driven cyclometer-type counter protects the meter from magnetic interference, and an optional return reverse flow restrictor can be used to prevent it from being operated in the reverse direction to reduce the reading. This restrictor cannot be removed without opening the meter and destroying the seal.

Powerful management information tool

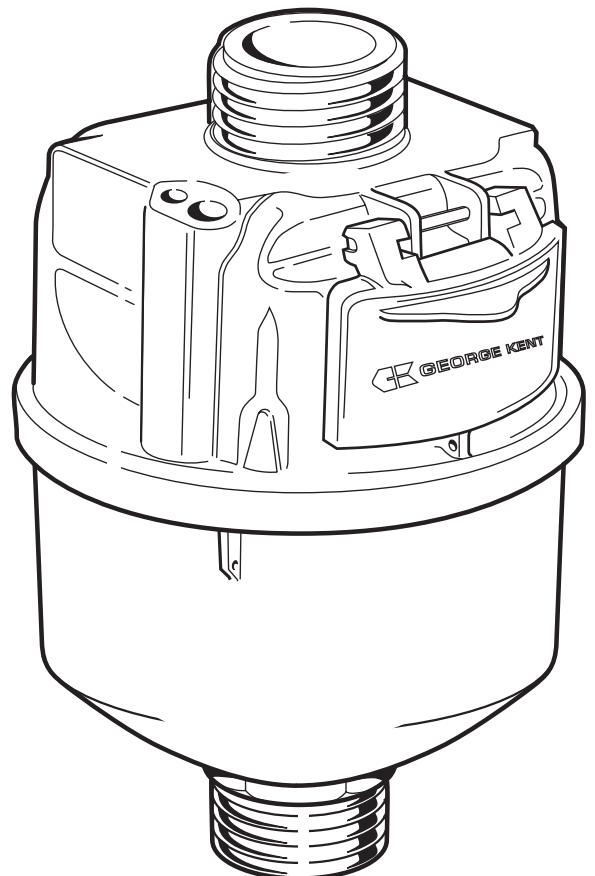
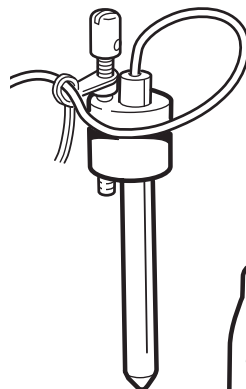
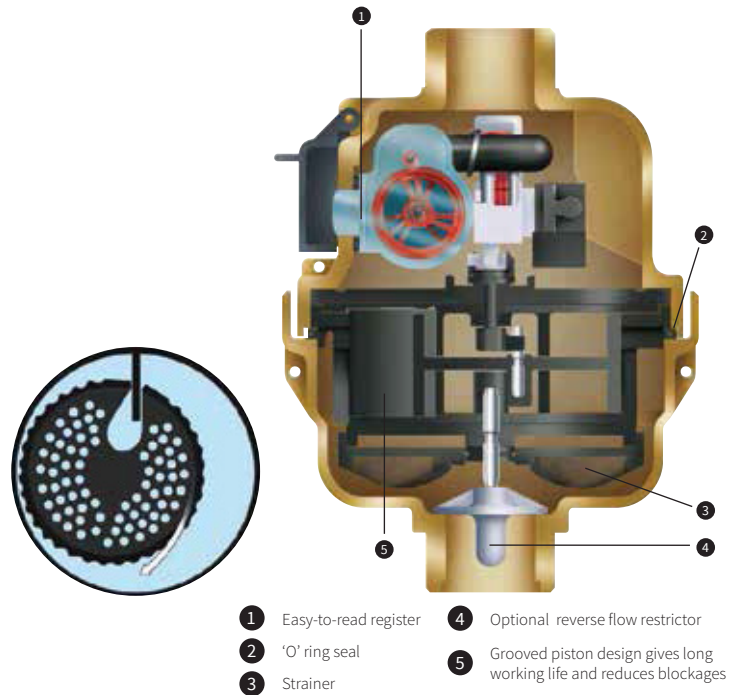
GKMV30 meters enable the collection of valuable management information, such as consumption and flow, through the use of an optional probe pulse unit. This information is available on a temporary or permanent basis, allowing analysis of consumption patterns and the ability to detect leaks early on. Volt-free probe pulsers provide output signals for interrogation by externally-powered reading devices, and can be retro-fitted – at any time, and without interrupting the water supply – to any GKMV30 meter with a probe pulse unit facility.

Reducing stoppages with the grooved piston

The relative motion of the grooved piston, with the stationary chamber wall, creates small flow eddies which hold solids in suspension until flushed out, reducing meter stoppages.

High performance, guaranteed reliability

To significantly reduce meter stoppages, enhance durability and improve performance, the GKMV30 range features a unique grooved piston within the meter measuring chamber (available in 15mm and 20mm sizes). Every meter is manufactured from the highest quality materials to ensure maximum resistance to wear and corrosion, and every GKMV30 meter is individually tested over its flow range before dispatch, and is manufactured from the highest quality materials ensuring maximum resistance to wear and corrosion.



Technical Specification:

Specifications according to OIML R49 and ISO 4064

R160 flow range (Q3 / Q1)

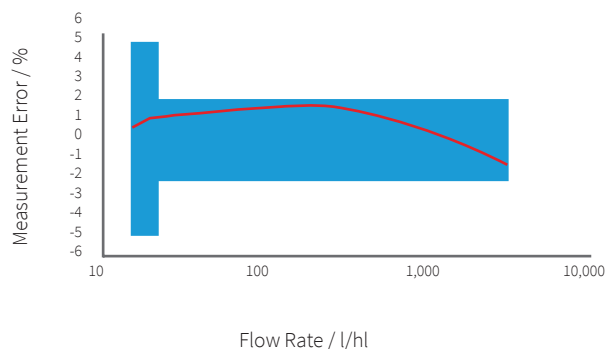
Class C equivalent

Meter size			DN15	DN20	DN25	DN32	DN40
Meter thread size			G ¾" A	G 1 A	G 1 ¼ A	G 1 ½ A	G 2 A
Overload flow rate	Q4 ±2%	m³/h	3.125	5.0	7.875	12.5	20
Permanent flow rate	Q3 ±2%	m³/h	2.5	4.0	6.3	10	16
Transitional flow rate	Q2 ±2%	m³/h	0.025	0.040	0.063	0.100	0.160
Minimum flow rate	Q1 ±5%	m³/h	0.01562	0.025	0.039375	0.0625	0.100
Starting flow (approximate)		l/h	2	2	6	12	20
Maximum registration		m³	9999.99999	9999.99999	99999.9999	99999.9999	99999.9999
Output pulse		l/pulse	0.5	0.5	5	5	5
All models	Head loss at Q3 less than 0.63 bar. Maximum water temperature 50°C. Maximum working pressure 16 bar						

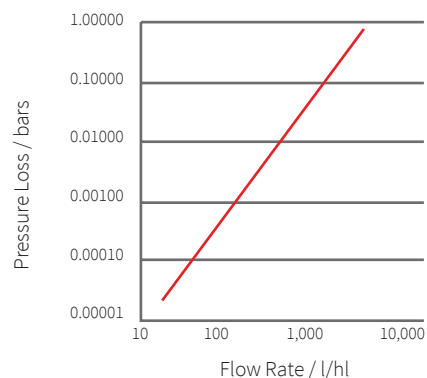
Physical properties

Meter size			DN15	DN15	DN20	DN25	DN32	DN40
Meter diameter	mm		85	85	85	105	120	152
Meter length	mm		115	165	165	199	260	300
Length over connectors	mm		200	250	267	311	375	421
Weight - meter only (approximate)	kg		0.90	1.00	1.30	1.80	2.20	3.70


Typical Accuracy Curve



Typical Pressure Loss Curve



Water Meter Accessories



PB55-G1(11012022)



We take pride in being **Your Trusted Engineering Partner.**
Find out more about us at www.georgekent.net

While George Kent strives to make the content of its marketing materials as timely and accurate as possible, George Kent makes no claims, promises, or guarantees about the accuracy, completeness, or adequacy of, and expressly disclaims liability for errors and omissions in, such materials. No warranty of any kind, implied, expressed, or statutory, including but not limited to the warranties of non-infringement of third party rights, title, merchantability, and fitness for a particular purpose, is given with respect to the content of these marketing materials.

© 2021 George Kent (Malaysia) Berhad. Manufactured under license from Honeywell International Inc. All rights reserved.



GEORGE KENT (MALAYSIA) BERHAD
(195101000005 (1945-X))

George Kent Technology Centre
1115 Blok A, Jalan Puchong, Taman Meranti Jaya
47120 Puchong, Selangor Darul Ehsan

Tel : +603-8064 8000 Fax : +603-8061 9926