

OFFICE STEEL FURNITURE



CUPBOARD.

CABINET.

LOCKER.

MOBILE COMPACTOR.

TABLE.

MOBILE PEDESTAL.

WARDROBE.

PIGEON HOLE.

SHOE RACK.

LIBRARY RACK.





S112

DESCRIPTION :
 HALF HEIGHT CUPBOARD
 WITH STEEL SWINGING DOOR
 C/W 1 ADJUSTABLE SHELVES

DIMENSION :
 915W x 457D x 915H (MM)



S112W

DESCRIPTION :
 HALF HEIGHT CUPBOARD
 WITHOUT DOOR C/W
 1 ADJUSTABLE SHELVES

DIMENSION :
 915W x 457D x 915H (MM)



S111

DESCRIPTION :
 HALF HEIGHT CUPBOARD
 WITH STEEL SLIDING DOOR
 C/W 1 ADJUSTABLE SHELVES

DIMENSION :
 915W x 457D x 915H (MM)



S110

DESCRIPTION :
 HALF HEIGHT CUPBOARD
 WITH GLASS SLIDING DOOR
 C/W 1 ADJUSTABLE SHELVES

DIMENSION :
 915W x 457D x 915H (MM)



S168

DESCRIPTION :
 STEEL SHOE RACK WITH STEEL
 SWINGING DOOR & VENTILATION HOLE
 C/W 4 FIXED SHELVES

DIMENSION :
 1000W x 400D x 800H (MM)



CUPBOARD LOCK



VENTILATION HOLE



FIXED SHELVES

COLOR OPTION :



LIGHT GREY



BEIGE



TWO TONE
 (BROWN + BEIGE)

ACCESSORIES :

SSV-S118
 SHELF FOR S112 / S112W C/W 4 CLIP

SSV-S119
 SHELF FOR S111 / S110 C/W 4 CLIP

SLK-S118
 CUPBOARD LOCK - S112 / S168

SLK-S119
 SLIDING DOOR LOCK - S111 / S110

S135
 SHELF CLIP



S118

DESCRIPTION :
FULL HEIGHT CUPBOARD
WITH STEEL SWINGING DOOR
C/W 3 ADJUSTABLE SHELVES

DIMENSION :
915W x 457D x 1828H (MM)

S118LB

DESCRIPTION :
FULL HEIGHT CUPBOARD
WITH STEEL SWINGING DOOR
& LOCKING BAR C/W 3
ADJUSTABLE SHELVES

DIMENSION :
915W x 457D x 1828H (MM)

S118W

DESCRIPTION :
FULL HEIGHT CUPBOARD
WITHOUT DOOR C/W
3 ADJUSTABLE SHELVES

DIMENSION :
915W x 457D x 1828H (MM)

S116

DESCRIPTION :
FULL HEIGHT CUPBOARD
WITH STEEL SLIDING DOOR
C/W 3 ADJUSTABLE SHELVES

DIMENSION :
915W x 457D x 1828H (MM)

S119

DESCRIPTION :
FULL HEIGHT CUPBOARD
WITH GLASS SLIDING DOOR
C/W 3 ADJUSTABLE SHELVES

DIMENSION :
915W x 457D x 1828H (MM)

S118-GS

DESCRIPTION :
FULL HEIGHT CUPBOARD
WITH GLASS SWINGING DOOR
C/W 3 ADJUSTABLE SHELVES

DIMENSION :
915W x 457D x 1828H (MM)

COLOR OPTION :



ACCESORIES :

SSV-S118
SHELF FOR S118 / S118W / S118LB / S118-GS C/W 4 CLIP

SSV-S119
SHELF FOR S116 / S119 C/W 4 CLIP

SLK-S118
CUPBOARD LOCK - S118 / S118LB / S118-GS

SLK-S119
SLIDING DOOR LOCK - S116 / S119

S135
SHELF CLIP



S106/5A

DESCRIPTION :
5 DRAWER FILING CABINET
WITH RECESS HANDLE C/W
BALL BEARING SLIDE

DIMENSION :
465W x 625D x 1620H (MM)



S106/AB

DESCRIPTION :
4 DRAWER FILING CABINET
WITH RECESS HANDLE C/W
BALL BEARING SLIDE

DIMENSION :
465W x 625D x 1320H (MM)



S106/ABLB

DESCRIPTION :
4 DRAWER FILING CABINET
WITH RECESS HANDLE C/W
BALL BEARING SLIDE &
LOCKING BAR

DIMENSION :
465W x 625D x 1320H (MM)



S106/BB

DESCRIPTION :
3 DRAWER FILING CABINET
WITH RECESS HANDLE C/W
BALL BEARING SLIDE

DIMENSION :
465W x 625D x 1020H (MM)



BALL BEARING SLIDE



S106/CB

DESCRIPTION :
2 DRAWER FILING CABINET
WITH RECESS HANDLE C/W
BALL BEARING SLIDE

DIMENSION :
465W x 625D x 720H (MM)

COLOR OPTION :



LIGHT
GREY

BEIGE

TWO TONE
(BROWN + BEIGE)

ACCESSORIES :

SLK-S106
DRAWER LOCK FOR FILING CABINET

S106-HD
HANDLE FOR FILING CABINET

S106-BBS
BALL BEARING SLIDE FOR FILING CABINET

S128-L
FILING POCKET - LINK (2 SETS x 25 PCS / BOX) FOR FILING CABINET



S198

DESCRIPTION :

FULL HEIGHT WARDROBE WITH STEEL SWINGING DOOR C/W 1 CLOTH HANGING BAR, 3 FIXED SHELVE, 1 DRAWER WITH CAMLOCK & 1 MIRROR

DIMENSION :

915W x 525D x 1828H (MM)



S199

DESCRIPTION :

FULL HEIGHT WARDROBE WITH STEEL SWINGING DOOR C/W 1 ADJUSTABLE SHELVE AT TOP & 1 CLOTH HANGING BAR AT BOTTOM

DIMENSION :

915W x 457D x 1828H (MM)



S200

DESCRIPTION :

FULL HEIGHT WARDROBE WITH STEEL SWINGING DOOR C/W 1 CLOTH HANGING BAR AT TOP & 1 ADJUSTABLE SHELVE AT BOTTOM

DIMENSION :

915W x 457D x 1828H (MM)

COLOR OPTION :



LIGHT GREY

BEIGE

TWO TONE (BROWN + BEIGE)

ACCESSORIES :

SSV-S118

SHELF FOR S199 / S200 C/W 4 CLIP

SLK-S118

CUPBOARD LOCK - S198 / S199 / S200

S135

SHELF CLIP

PER BAY MEASUREMENT (STANDARD) : 915W x 420D x 2115H (MM)

NO.OF SHELF PER BAY : WITH BUILT-IN LATERAL FILE HOLDER, 4 PIECES OF LATERAL SHELF AND 1 PIECE BASE SHELF TO PROVIDE 5 TIER FILING STORAGE.

(MAX LOADING CAPACTIRY : 50KG PER SHELF)

MATERIAL USED :

- COLD ROLLED STEEL PLATE FOR THE WHOLE BAY'S BODY AND SHELVES (0.8MM)
- SQUARE HOLLOW SECTION AND STEEL FLAT BAR FOR THE TRACK & RAIL
- COLD ROLLED STEEL BEARING AND BEARING BASE

FINISH : POWDER COATING

LOCKING DEVICE : A CENTRAL LOCKING PROVIDED ON THE BACK OF LAST SINGLE MOBILE BAY FOR SIMPLE LOCKING PURPOSES.



COLOR OPTION :



LIGHT GREY

BEIGE

ACCESORIES :

SLK-S118
CUPBOARD LOCK - S117

SSV-S117
SHELF FOR S117 C/W 4 CLIP


S129-I
LATERAL FILING POCKET
- SINGLE (50 PC / BOX)



CENTRAL LOCKING BOX



LATERAL SHELF
(CAN HANG FILING POCKET)



HANDLE

S117/A

DESCRIPTION :
4 x 1 BAYS DEPTH MOBILE COMPACTOR

DIMENSION :
2440W x 915D x 2115H (MM)



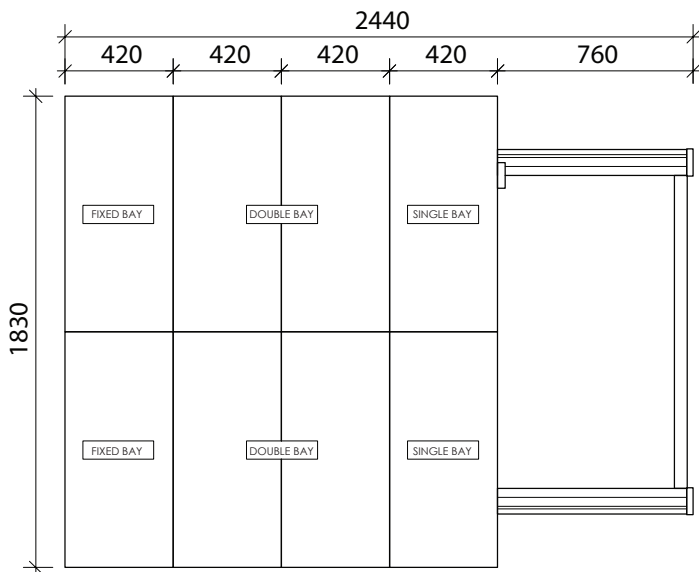
S117/AD

DESCRIPTION :
4 x 2 BAYS DEPTH MOBILE COMPACTOR

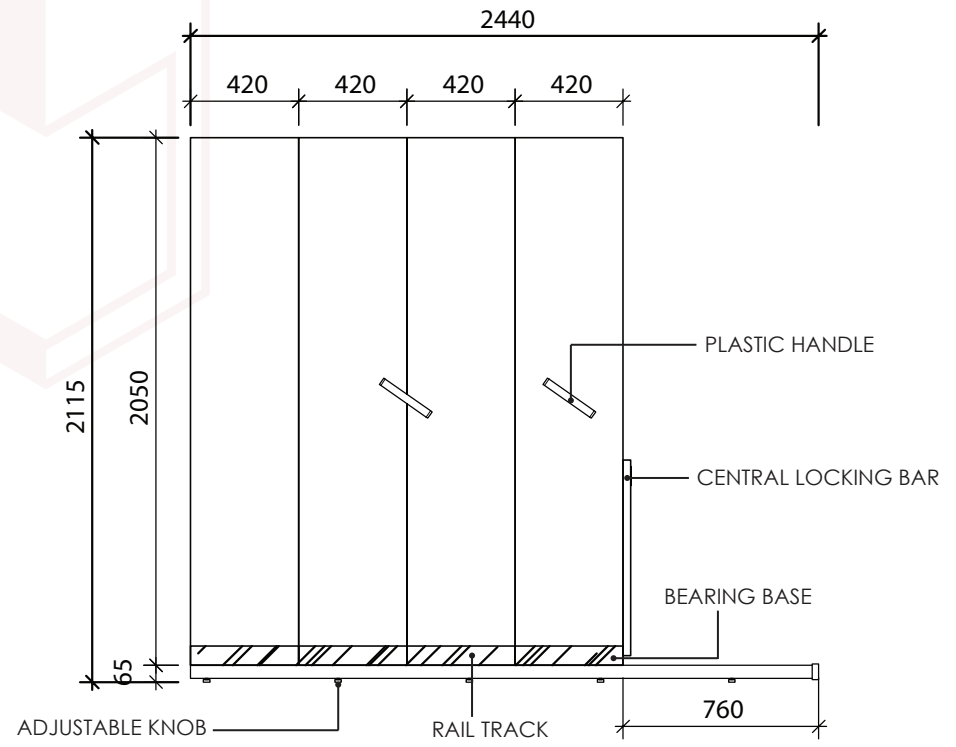
DIMENSION :
2440W x 1830D x 2115H (MM)



INTERNAL VIEW



PLAN



SIDE ELEVATION



S101/LT

DESCRIPTION :
5' L-SHAPE PEDESTAL DESK
(BLACK LINOLEUM TOP)

DIMENSION :
1524W x 762D x 762H (MM)



S102/LT

DESCRIPTION :
4' SINGLE PEDESTAL DESK
(BLACK LINOLEUM TOP)

DIMENSION :
1220W x 762D x 762H (MM)



S102/LTBL

DESCRIPTION :
4' SINGLE PEDESTAL DESK WITH BLOCK LEG
(BLACK LINOLEUM TOP)

DIMENSION :
1220W x 762D x 762H (MM)



S101/MT

DESCRIPTION :
5' L-SHAPE PEDESTAL DESK
(MELAMINE CHIPBOARD TOP)

DIMENSION :
1524W x 762D x 762H (MM)



S102/MT

DESCRIPTION :
4' SINGLE PEDESTAL DESK
(MELAMINE CHIPBOARD TOP)

DIMENSION :
1220W x 762D x 762H (MM)



S103/LT

DESCRIPTION :
5' DOUBLE PEDESTAL DESK
(BLACK LINOLEUM TOP)

DIMENSION :
1524W x 762D x 762H (MM)

S103/MT

DESCRIPTION :
5' DOUBLE PEDESTAL DESK
(MELAMINE CHIPBOARD TOP)

DIMENSION :
1524W x 762D x 762H (MM)



S136

DESCRIPTION :
4' GENERAL PURPOSE TABLE
WITH CENTRE DRAWER
(BLACK LINOLEUM TOP)

DIMENSION :
1220W x 762D x 762H (MM)

S137

DESCRIPTION :
5' GENERAL PURPOSE TABLE
WITH CENTRE DRAWER
(BLACK LINOLEUM TOP)

DIMENSION :
1524W x 762D x 762H (MM)



S104/A

DESCRIPTION :
4' UTILITY TABLE
(BLACK LINOLEUM TOP)

DIMENSION :
1220W x 762D x 762H (MM)

S137

DESCRIPTION :
5' UTILITY TABLE
(BLACK LINOLEUM TOP)

DIMENSION :
1524W x 762D x 762H (MM)

COLOR OPTION :



LIGHT
GREY

BEIGE

TWO TONE
(BROWN + BEIGE)

MELAMINE CHIPBOARD TOP OPTION :



BEECH

CHERRY

MAPLE

LIGHT GREY



3 COMPARTMENTS

DESCRIPTION :

3 COMPARTMENTS STEEL LOCKER WITH 1 CLOTH HANGING BAR & 1 FIXED SHELVE AT BOTTOM AT EACH COMPARTMENT

4 OPTIONAL DIMENSION :

S140/A : 915W x 381D x 1828H (MM)

S140/AS : 915W x 457D x 1828H (MM)

S138/A : 1143W x 381D x 1828H (MM)

S138/AS : 1143W x 457D x 1828H (MM)



6 COMPARTMENTS

DESCRIPTION :

6 COMPARTMENTS STEEL LOCKER WITH 1 CLOTH HANGING BAR & 1 FIXED SHELVE AT BOTTOM AT EACH COMPARTMENT

4 OPTIONAL DIMENSION :

S141/A : 915W x 381D x 1828H (MM)

S141/AS : 915W x 457D x 1828H (MM)

S139/A : 1143W x 381D x 1828H (MM)

S139/AS : 1143W x 457D x 1828H (MM)



9 COMPARTMENTS

DESCRIPTION :

9 COMPARTMENTS STEEL LOCKER

4 OPTIONAL DIMENSION :

S105/A : 915W x 381D x 1828H (MM)

S105/AS : 915W x 457D x 1828H (MM)

S135/A : 1143W x 381D x 1828H (MM)

S135/AS : 1143W x 457D x 1828H (MM)

COLOR OPTION :



LIGHT GREY



BEIGE



TWO TONE (BROWN + BEIGE)



12 COMPARTMENTS

DESCRIPTION :
12 COMPARTMENTS STEEL LOCKER

4 OPTIONAL DIMENSION :

- S107/A :** 915W x 381D x 1828H (MM)
- S107/AS :** 915W x 457D x 1828H (MM)
- S108/A :** 1143W x 381D x 1828H (MM)
- S108/AS :** 1143W x 457D x 1828H (MM)



15 COMPARTMENTS

DESCRIPTION :
15 COMPARTMENTS STEEL LOCKER

4 OPTIONAL DIMENSION :

- S125/A :** 915W x 381D x 1828H (MM)
- S125/AS :** 915W x 457D x 1828H (MM)
- S126/A :** 1143W x 381D x 1828H (MM)
- S126/AS :** 1143W x 457D x 1828H (MM)



18 COMPARTMENTS

DESCRIPTION :
18 COMPARTMENTS STEEL LOCKER

4 OPTIONAL DIMENSION :

- S109/A :** 915W x 381D x 1828H (MM)
- S109/AS :** 915W x 457D x 1828H (MM)
- S115/A :** 1143W x 381D x 1828H (MM)
- S115/AS :** 1143W x 457D x 1828H (MM)

LOCKER LOCK OPTION :



SLK-S114-LL
LATCH LOCK



SLK-S114-HL
HANDLE CAMLOCK



SLK-S114-DL
DIGITAL COMBINATION
LOCK



EH
EAR HINGE



S114/D

DESCRIPTION :
 1 COMPARTMENTS STEEL LOCKER
 WITH 1 CLOTH HANGING BAR & 1 FIXED
 SHELVE AT BOTTOM

2 OPTIONAL DIMENSION :
S114/D : 381W x 381D x 1828H
S114/DS : 381W x 457D x 1828H



S114/C

DESCRIPTION :
 2 COMPARTMENTS STEEL LOCKER
 WITH 1 CLOTH HANGING BAR & 1 FIXED
 SHELVE AT BOTTOM AT EACH COMPARTMENT

2 OPTIONAL DIMENSION :
S114/C : 381W x 381D x 1828H
S114/CS : 381W x 457D x 1828H



S114/3

DESCRIPTION :
 3 COMPARTMENTS STEEL LOCKER

2 OPTIONAL DIMENSION :
S114/3 : 381W x 381D x 1828H
S114/3S : 381W x 457D x 1828H

COLOR OPTION :



LIGHT
GREY

BEIGE

TWO TONE
(BROWN + BEIGE)



S114/B

DESCRIPTION :
4 COMPARTMENTS STEEL LOCKER

2 OPTIONAL DIMENSION :
S114/B : 381W x 381D x 1828H
S114/BS : 381W x 457D x 1828H



S114/E

DESCRIPTION :
5 COMPARTMENTS STEEL LOCKER

2 OPTIONAL DIMENSION :
S114/E : 381W x 381D x 1828H
S114/ES : 381W x 457D x 1828H



S114/A

DESCRIPTION :
6 COMPARTMENTS STEEL LOCKER

2 OPTIONAL DIMENSION :
S114/A : 381W x 381D x 1828H
S114/AS : 381W x 457D x 1828H

LOCKER LOCK OPTION :



SLK-S114-LL
LATCH LOCK



SLK-S114-HL
HANDLE CAMLOCK



SLK-S114-DL
DIGITAL COMBINATION
LOCK



EH
EAR HINGE



S113/A

DESCRIPTION :
6 PIGEON HOLE SIDE TABLE

DIMENSION :
915W x 381D x 930H



S113/B

DESCRIPTION :
9 PIGEON HOLE SIDE TABLE

DIMENSION :
915W x 381D x 890H



12 PIGEON HOLE

DESCRIPTION :
FULL HEIGHT 12 PIGEON HOLE

4 OPTIONAL DIMENSION :
SPH12/3615 : 915W x 381D x 1828H
SPH12/3618 : 915W x 457D x 1828H
SPH12/4515 : 1143W x 381D x 1828H
SPH12/4518 : 1143W x 457D x 1828H



15 PIGEON HOLE

DESCRIPTION :
FULL HEIGHT 15 PIGEON HOLE

4 OPTIONAL DIMENSION :
SPH15/3615 : 915W x 381D x 1828H
SPH15/3618 : 915W x 457D x 1828H
SPH15/4515 : 1143W x 381D x 1828H
SPH15/4518 : 1143W x 457D x 1828H



18 PIGEON HOLE

DESCRIPTION :
FULL HEIGHT 18 PIGEON HOLE

4 OPTIONAL DIMENSION :
SPH18/3615 : 915W x 381D x 1828H
SPH18/3618 : 915W x 457D x 1828H
SPH18/4515 : 1143W x 381D x 1828H
SPH18/4518 : 1143W x 457D x 1828H

COLOR OPTION :



LIGHT GREY



BEIGE



TWO TONE (BROWN + BEIGE)



HALF HEIGHT 6 COMPARTMENT

DESCRIPTION :
HALF HEIGHT 6 COMPARTMENT STEEL LOCKER

- 4 OPTIONAL DIMENSION :**
S127/A : 915W x 381D x 915H (MM)
S127/AS : 915W x 457D x 915H (MM)
S128/A : 1143W x 381D x 915H (MM)
S128/AS : 1143W x 457D x 915H (MM)



HALF HEIGHT 9 COMPARTMENT

DESCRIPTION :
HALF HEIGHT 9 COMPARTMENT STEEL LOCKER

- 4 OPTIONAL DIMENSION :**
S129/A : 915W x 381D x 915H (MM)
S129/AS : 915W x 457D x 915H (MM)
S130/A : 1143W x 381D x 915H (MM)
S130/AS : 1143W x 457D x 915H (MM)

COLOR OPTION :



S180

DESCRIPTION :
STEEL MOBILE PEDESTAL WITH
BALL BEARING SLIDE
- 2 DRAWER + 1 FILE

DIMENSION :
400W x 490D x 680H (MM)



S181

DESCRIPTION :
STEEL MOBILE PEDESTAL WITH
BALL BEARING SLIDE
- 3 DRAWER

DIMENSION :
400W x 490D x 550H (MM)



S182

DESCRIPTION :
STEEL MOBILE PEDESTAL WITH
BALL BEARING SLIDE
- 1 DRAWER + 1 FILE

DIMENSION :
400W x 490D x 530H (MM)



BALL BEARING SLIDE



S315W

DESCRIPTION :
LIBRARY RACK SINGLE
SIDED WITHOUT SIDE PANEL
- 5 LEVEL


DIMENSION :
950W x 313D x 1690H (MM)



S316W

DESCRIPTION :
LIBRARY RACK SINGLE
SIDED WITHOUT SIDE PANEL
- 6 LEVEL

DIMENSION :
950W x 313D x 1995H (MM)



S317W

DESCRIPTION :
LIBRARY RACK SINGLE
SIDED WITHOUT SIDE PANEL
- 7 LEVEL

DIMENSION :
950W x 313D x 2300H (MM)



S315

DESCRIPTION :
LIBRARY RACK SINGLE
SIDED WITH SIDE PANEL
- 5 LEVEL

DIMENSION :
950W x 313D x 1690H (MM)



S316

DESCRIPTION :
LIBRARY RACK SINGLE
SIDED WITH SIDE PANEL
- 6 LEVEL

DIMENSION :
950W x 313D x 1995H (MM)



S317

DESCRIPTION :
LIBRARY RACK SINGLE
SIDED WITH SIDE PANEL
- 7 LEVEL

DIMENSION :
950W x 313D x 2300H (MM)

COLOR OPTION :



LIGHT
GREY



BEIGE



S325W

DESCRIPTION :
LIBRARY RACK DOUBLE
SIDED WITHOUT SIDE PANEL
- 5 LEVEL

DIMENSION :
950W x 550D x 1690H (MM)



S326W

DESCRIPTION :
LIBRARY RACK DOUBLE
SIDED WITHOUT SIDE PANEL
- 6 LEVEL

DIMENSION :
950W x 550D x 1995H (MM)



S327W

DESCRIPTION :
LIBRARY RACK DOUBLE
SIDED WITHOUT SIDE PANEL
- 7 LEVEL

DIMENSION :
950W x 550D x 2300H (MM)



S325

DESCRIPTION :
LIBRARY RACK DOUBLE
SIDED WITH SIDE PANEL
- 5 LEVEL

DIMENSION :
950W x 550D x 1690H (MM)



S326

DESCRIPTION :
LIBRARY RACK DOUBLE
SIDED WITH SIDE PANEL
- 6 LEVEL

DIMENSION :
950W x 550D x 1995H (MM)



S327

DESCRIPTION :
LIBRARY RACK DOUBLE
SIDED WITH SIDE PANEL
- 7 LEVEL

DIMENSION :
950W x 550D x 2300H (MM)

COLOR OPTION :



LIGHT
GREY



BEIGE



1000 mm
(Height)



890 mm
(Width)



480 mm
(Depth)

S800


DESCRIPTION :
STEEL MOBILE BOOK TROLLEY

UTILIZE OUR MOBILE BOOK SHELF FOR EASY ACCESS AND STORAGE. USEFUL FOR SCHOOLS, LIBRARIES & LABORATORIES TO STORE BOOKS AND OTHER PUBLICATIONS TIDILY.

DIMENSION :
890W x 480D x 1000H (MM)

- DOUBLE SIDED 3 ANGLED TIERS SHELVES
- FULL STEEL CONSTRUCTION
- LOCKABLE CASTORS

COLOR OPTION :




S801

DESCRIPTION :
KICK STEP STOOL

OUR SMART STOOLS HAVE CONCEALED CASTORS THAT ARE DESIGNED TO LOCK IN PLACE. THE BASE IS SURROUNDED BY A RUBBER RIM, WHICH PROVIDES ADDITIONAL GRIP.

DIMENSION :
Weight : 4.5 kg
Height : 435 mm
Top Ø : 290 mm
Base Ø : 435 mm

COLOR OPTION :





SCM-0001

DESCRIPTION :

FULL HEIGHT WARDROBE WITH STEEL SWINGING DOOR C/W 1 MIRROR & CUPBOARD LOCK, 1 TOP SHELF, 1 DIVIDER, 4 SMALL FIXED SHELF & 1 CLOTH HANGING BAR

DIMENSION :

750W x 470D x 2100H (MM)



SCM-0002

DESCRIPTION :

1 COMPARTMENT STEEL LOCKER WITH STEEL SWINGING DOOR C/W 1 CLOTH HANGING BAR, 1 MIRROR, 1 CENTRE DRAWER WITH CAMLOCK & 1 FIXED SHELF AT BOTTOM

DIMENSION :

457W x 508D x 1828H (MM)



SCM-0003

DESCRIPTION :

36 COMPARTMENT STEEL LOCKER WITH STEEL SWINGING DOOR C/W CAMLOCK

DIMENSION :

915W x 381D x 1828H (MM)



SCM-0004

DESCRIPTION :

FULL HEIGHT 30 PIGEON HOLE

DIMENSION :

915W x 457D x 1828H (MM)



SCM-0005

DESCRIPTION :

12 COMPARTMENT STEEL LOCKER WITH STEEL SWINGING DOOR C/W CAMLOCK

DIMENSION :

381W x 381D x 1828H (MM)

COLOR OPTION :



LIGHT GREY



BEIGE



TWO TONE (BROWN + BEIGE)



SLK-S118
CUPBOARD LOCK



SLK-S114
LOCKER CAMLOCK



SLK-S119
SLIDING DOOR LOCK



SLK-S106
DRAWER LOCK



SSV-S117
SHELF FOR S117 MOBILE
COMPACTOR C/W 4 CLIP




SSV-S118
SHELF FOR CUPBOARD S112 /
S118 / S199 / S200 C/W 4 CLIP




SSV-S119
SHELF FOR CUPBOARD S110 /
S111 / S116 / S119 C/W 4 CLIP



S134
CUPBOARD / LOCKER PIN



S135
SHELF CLIP



S128-L
FILING POCKET - LINK
(2 SETS x 25 PCS / BOX)



S128-I
LATEAL FILING POCKET - SINGLE
(50 PCS / BOX)



S117-HD
9" BLACK HANDLE
FOR MOBILE COMPACTOR



S117-LB
LOCKING BOX WITH
CUPBOARD LOCK FOR
MOBILE COMPACTOR



S106-HD
HANDLE FOR
FILING CABINET



S106-BBS
BALL BEARING SLIDE
FOR FILING CABINET