

STEEL SERIES

YIN ERA ENTERPRISE SDN BHD



FULL HEIGHT CUPBOARD



S118

Full Height Cupboard with Steel Swinging Door c/w 3 Adjustable Shelves

Size :
915W x 457D x 1828H (MM)



S118LB

Full Height Cupboard with Steel Swinging Door & Locking Bar c/w 3 Adjustable Shelves

Size :
915W x 457D x 1828H (MM)



S118W

Full Height Cupboard without door c/w 3 Adjustable Shelves

Size :
915W x 457D x 1828H (MM)



S116

Full Height Cupboard with Steel Sliding Door c/w 3 Adjustable Shelves

Size :
915W x 457D x 1828H (MM)



S119

Full Height Cupboard with Glass Sliding Door c/w 3 Adjustable Shelves

Size :
915W x 457D x 1828H (MM)

Color available :



LIGHT GREY



BEIGE



TWO TONE (BROWN + BEIGE)

Accessories :

SSV-S118

Shelf for S118 / S118W c/w 4 clip

SSV-S119

Shelf for S116 / S119 c/w 4 clip

SLK-S118

Cupboard Lock - S118

SLK-S119

Sliding Door Lock - S116 / S119

S135

Shelf Clip



S112

Half Height Cupboard with Steel Swinging Door c/w 1 Adjustable Shelves

Size : 915W x 457D x 915H (MM)



S111

Half Height Cupboard with Steel Sliding Door c/w 1 Adjustable Shelves

Size : 915W x 457D x 915H (MM)



S110

Half Height Cupboard with Glass Sliding Door c/w 1 Adjustable Shelves

Size : 915W x 457D x 915H (MM)



S112W

Half Height Cupboard without door c/w 1 Adjustable Shelves

Size : 915W x 457D x 915H (MM)

Color available :



LIGHT GREY



BEIGE



TWO TONE (BROWN + BEIGE)

Accessories :

SSV-S118

Shelf for S118 / S118W c/w 4 clip

SSV-S119

Shelf for S116 / S119 c/w 4 clip

SLK-S118

Cupboard Lock - S118

SLK-S119

Sliding Door Lock - S116 / S119

S135

Shelf Clip



S168

Steel Shoe Rack c/w 4 Fixed Shelves (with ventilation holes)

Size : 1000W x 400D x 800H (MM)



MOON HANDLE




HINGES



VENTILATION HOLES



Color available :



LIGHT
GREY



BEIGE



TWO TONE
(BROWN + BEIGE)

Accessories :

SSV-S118

Shelf for S199 / S200 c/w 4 clip

SLK-S118

Cupboard Lock - S198 / S199 / S200

S135

Shelf Clip

S198

Full Height Wardrobe with Steel Swinging Door
c/w 1 Cloth Hanging Bar, 3 Fixed Shelves,
1 Drawer with Camlock & 1 Mirror

Size :

915W x 525D x 1828H (MM)



S199

Full Height Wardrobe with Steel Swinging Door
c/w 1 Adjustable Shelf at Top &
1 Cloth Hanging Bar at Bottom

Size :

915W x 457D x 1828H (MM)



S200

Full Height Wardrobe with Steel Swinging
Door c/w 1 Cloth Hanging Bar at Top &
1 Adjustutable Shelf at Bottom

Size :

915W x 457D x 1828H (MM)

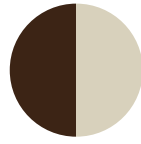
Color available :



LIGHT GREY



BEIGE



TWO TONE (BROWN + BEIGE)



S106/5A - 5 Drawers Filing Cabinet with Recess Handle c/w Ball Bearing Slide

Size :
465W x 625D x 1620H (MM)

Accessories :

SLK-S106
Drawer Lock - S106

S128-L
Filing Pocket - Link (2 Sets X 25pcs / Box)



* Ball Bearing Slide



S106/AB



S106/ABLB



S106/BB



S106/CB

S106/5A

S106/AB - 4 Drawers Filing Cabinet with Recess Handle c/w Ball Bearing Slide
Size : 465W x 625D x 1320H (MM)

S106/ABLB - 4 Drawers Filing Cabinet with Recess Handle c/w Ball Bearing Slide & Locking Bar
Size : 465W x 625D x 1320H (MM)

S106/BB - 3 Drawers Filing Cabinet with Recess Handle c/w Ball Bearing Slide
Size : 465W x 625D x 1020H (MM)

S106/CB - 2 Drawers Filing Cabinet with Recess Handle c/w Ball Bearing Slide
Size : 465W x 625D x 720H (MM)



Central Locking



Lateral Shelf



Handle



HAND PUSH MOBILE COMPACTOR WITH CENTRAL LOCKING

Our Mobile Compactor Filing System are basically designed mainly for high space-saving efficiency storage system. Mainly for files, books, daily documents, stationeries and basically none high value items. Each moving row with bays can be moved on rails for major saving in aisle space where insufficient floor space is causing major inconvenience in today's modern metropolitan. A line up of our Mobile Compactor Filing System will be able to suit your space and storage requirement.

Per Bay Measurement (Standard) : 915W x 420D x 2115H (MM)

No. of shelf per bay : With built-in lateral file holder, 4 pieces of lateral shelf and 1 piece base shelf to provide 5 tier filing storage. (Max loading capacity : 50kgs per shelf)

Material used : - Cold Rolled Steel plate for the whole Bay's body and shelves. (0.7mm)
- Square Hollow Section and Steel Flat Bar for the track / rail.
- Cold Rolled Steel Bearing and Bearing Base.

Finish : Powder Coating

Locking Device : A central locking provided on the back of last single mobile bay for simple locking purposes.

Accessories :

SLK-S118
Cupboard Lock - S117

SSV-S117
Shelf for S117 c/w 4 clip

Color available :



LIGHT
GREY

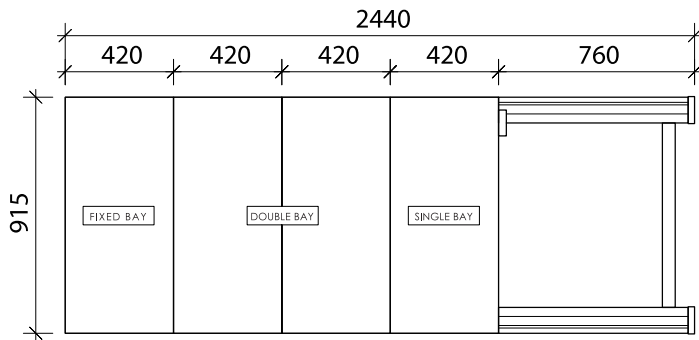


BEIGE

FLOOR PLAN HAND PUSH MOBILE COMPACTOR

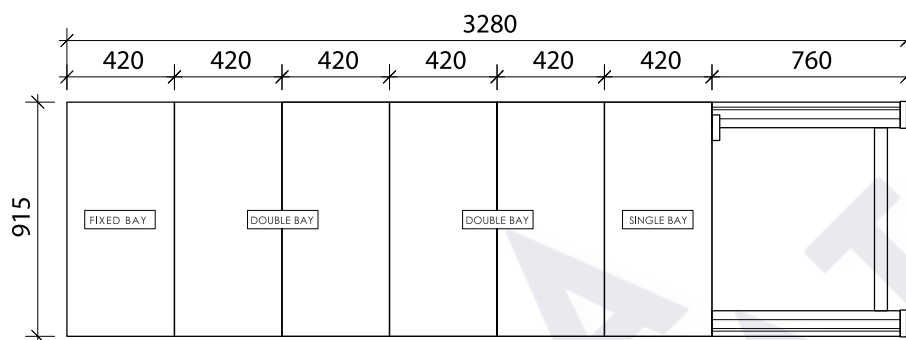
* Size Per Bay : 420W x 915D x 2115H (MM)

* Balance of Track When Closed : 760W (MM)



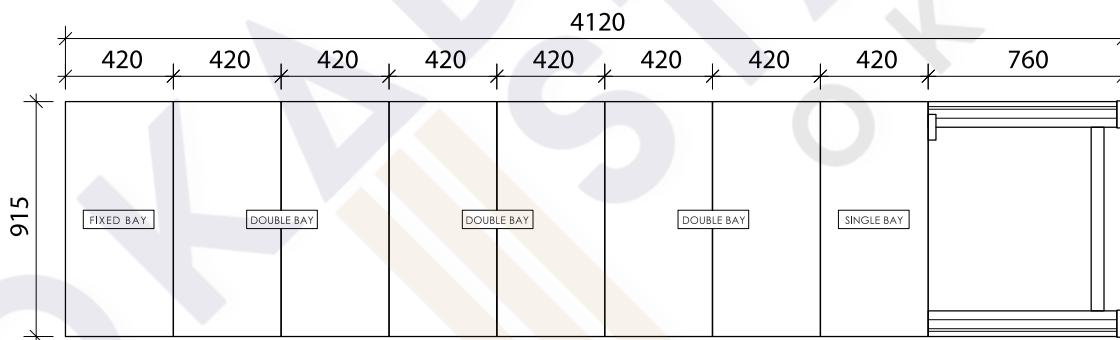
S117/A - 4 x 1 Bay Depth Hand Push Mobile Compactor

Size : 2440W x 915D x 2115H (MM)



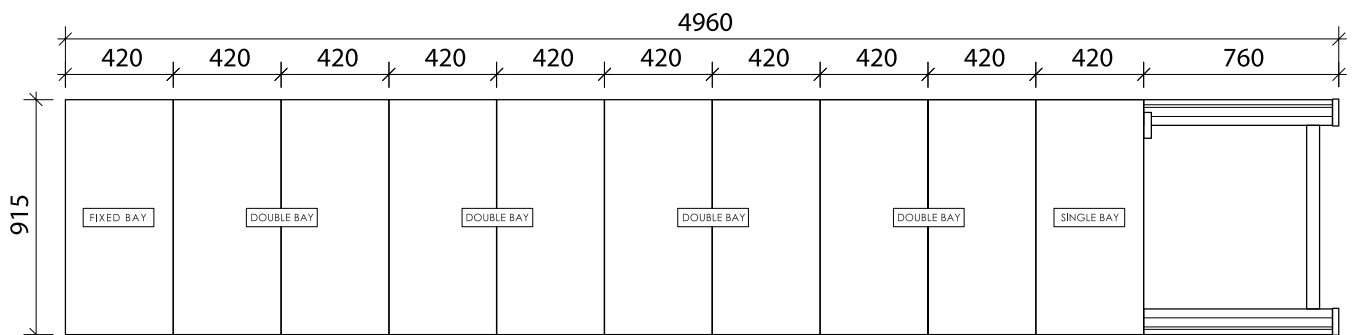
S117/B - 6 x 1 Bay Depth Hand Push Mobile Compactor

Size : 3280W x 915D x 2115H (MM)



S117/C - 8 x 1 Bay Depth Hand Push Mobile Compactor

Size : 4120W x 915D x 2115H (MM)



S117/D - 10 x 1 Bay Depth Hand Push Mobile Compactor

Size : 4960W x 915D x 2115H (MM)

S101/LT

5' L-Shape Pedestal Desk
(Black Linoleum Top)

Size : 1524W x 762D x 762H (MM)

S101/MT

5' L-Shape Pedestal Desk
(Melamine Chipboard Top)

Size : 1524W x 762D x 762H (MM)



S101/LT

S102/LT

4' Single Pedestal Desk
(Black Linoleum Top)

Size : 1220W x 762D x 762H (MM)

S102/MT

4' Single Pedestal Desk
(Melamine Chipboard Top)

Size : 1220W x 762D x 762H (MM)



S102/MT

S102/LTBL

4' Single Pedestal Desk with Block Leg
(Black Linoleum Top)

Size : 1220W x 762D x 762H (MM)

S102/MTBL

4' Single Pedestal Desk with Block Leg
(Melamine Chipboard Top)

Size : 1220W x 762D x 762H (MM)



S102/LTBL

Body Color available :



LIGHT GREY

BEIGE

TWO TONE (BROWN + BEIGE)

Melamine Chipboard Top available :



BEECH

CHERRY

MAPLE

LIGHT GREY

S103/LT

5' Double Pedestal Desk
(Black Linoleum Top)
Size : 1524W x 762D x 762H (MM)



S103/LT

S103/MT

5' Double Pedestal Desk
(Melamine Chipboard Top)
Size : 1524W x 762D x 762H (MM)

S136

4' General Purpose Table
with Centre Drawer
Size : 1220W x 762D x 762H (MM)



S136

S137

5' General Purpose Table
with Centre Drawer
Size : 1524W x 762D x 762H (MM)

* Just available for Black Linoleum Top

S104/A

4' Utility Table
Size : 1220W x 762D x 762H (MM)



S104/A

S104/B

5' Utility Table
Size : 1524W x 762D x 762H (MM)

* Just available for Black Linoleum Top

Body Color available :



LIGHT GREY

BEIGE

TWO TONE
(BROWN + BEIGE)

Melamine Chipboard Top available :



BEECH

CHERRY

MAPLE

LIGHT GREY

3 Compartments Steel Locker

4 Optional Size :

S140/A - Size : 915W x 381D x 1828H mm (15"D)

S140/AS - Size : 915W x 457D x 1828H mm (18"D)

S138/A - Size : 1143W x 381D x 1828H mm (15"D)

S138/AS - Size : 1143W x 457D x 1828H mm (18"D)

* With Cloth Hanging Bar



6 Compartments Steel Locker

4 Optional Size :

S141/A - Size : 915W x 381D x 1828H mm (15"D)

S141/AS - Size : 915W x 457D x 1828H mm (18"D)

S139/A - Size : 1143W x 381D x 1828H mm (15"D)

S139/AS - Size : 1143W x 457D x 1828H mm (18"D)

* With Cloth Hanging Bar



9 Compartments Steel Locker

4 Optional Size :

S105/A - Size : 915W x 381D x 1828H mm (15"D)

S105/AS - Size : 915W x 457D x 1828H mm (18"D)

S135/A - Size : 1143W x 381D x 1828H mm (15"D)

S135/AS - Size : 1143W x 457D x 1828H mm (18"D)

Color available :



LIGHT
GREY



BEIGE



TWO TONE
(BROWN + BEIGE)

Locker's Lock Option : Latch Lock | Handle Camlock | Digital Lock | Ear Hinges



12 Compartments Steel Locker

4 Optional Size :

- S107/A** - Size : 915W x 381D x 1828H mm (15"D)
- S107/AS** - Size : 915W x 457D x 1828H mm (18"D)
- S108/A** - Size : 1143W x 381D x 1828H mm (15"D)
- S108/AS** - Size : 1143W x 457D x 1828H mm (18"D)



15 Compartments Steel Locker

4 Optional Size :

- S125/A** - Size : 915W x 381D x 1828H mm (15"D)
- S125/AS** - Size : 915W x 457D x 1828H mm (18"D)
- S126/A** - Size : 1143W x 381D x 1828H mm (15"D)
- S126/AS** - Size : 1143W x 457D x 1828H mm (18"D)



Compartments Steel Locker

4 Optional Size:

- S109/A** - Size : 915W x 381D x 1828H mm (15"D)
- S109/AS** - Size : 915W x 457D x 1828H mm (18"D)
- S115/A** - Size : 1143W x 381D x 1828H mm (15"D)
- S115/AS** - Size : 1143W x 457D x 1828H mm (18"D)

Color available :



LIGHT
GREY



BEIGE



TWO TONE
(BROWN + BEIGE)

Locker's Lock Option : Latch Lock | Handle Camlock | Digital Lock | Ear Hinges



S114/D

1 Compartment Steel Locker

S114/D - Size (15" D)

: 381W x 381D x 1828H (MM)

S114/DS - Size (18" D)

: 381W x 457D x 1828H (MM)

* With Cloth Hanging Bar



S114/C

2 Compartments Steel Locker

S114/C - Size (15" D)

: 381W x 381D x 1828H (MM)

S114/CS - Size (18" D)

: 381W x 457D x 1828H (MM)

* With Cloth Hanging Bar



S114/3

3 Compartments Steel Locker

S114/3 - Size (15" D)

: 381W x 381D x 1828H (MM)

S114/3S - Size (18" D)

: 381W x 457D x 1828H (MM)



S114/B

4 Compartments Steel Locker

S114/B - Size (15" D)

: 381W x 381D x 1828H (MM)

S114/BS - Size (18" D)

: 381W x 457D x 1828H (MM)



S114/E

5 Compartments Steel Locker

S114/E - Size (15" D)

: 381W x 381D x 1828H (MM)

S114/ES - Size (18" D)

: 381W x 457D x 1828H (MM)



S114/A

6 Compartments Steel Locker


S114/A - Size (15" D)

: 381W x 381D x 1828H (MM)

S114/AS - Size (18" D)

: 381W x 457D x 1828H (MM)

Color available :



LIGHT
GREY



BEIGE



TWO TONE
(BROWN + BEIGE)

Locker's Lock Option : Latch Lock | Handle Camlock | Digital Lock | Ear Hinges



S113/A

6 Pigeon Holes Side Table

Size : 915W x 381D x 930H (MM)



S113/B

9 Pigeon Holes Side Table

Size : 915W x 381D x 890H (MM)



SPH12

12 Pigeon Holes

4 Optional Sizes:

- 915W x 381D x 1828H mm (15"D)
- 915W x 457D x 1828H mm (18"D)
- 1143W x 381D x 1828H mm (15"D)
- 1143W x 457D x 1828H mm (18"D)



SPH15

15 Pigeon Holes

4 Optional Sizes:

- 915W x 381D x 1828H mm (15"D)
- 915W x 457D x 1828H mm (18"D)
- 1143W x 381D x 1828H mm (15"D)
- 1143W x 457D x 1828H mm (18"D)



SPH18

18 Pigeon Holes

4 Optional Sizes:

- 915W x 381D x 1828H mm (15"D)
- 915W x 457D x 1828H mm (18"D)
- 1143W x 381D x 1828H mm (15"D)
- 1143W x 457D x 1828H mm (18"D)

Color available :



LIGHT GREY



BEIGE



TWO TONE
(BROWN + BEIGE)



S180

Steel Mobile Pedestal with Ball Bearing Slide
2 Drawer + 1 File

Size : 400W x 490D x 680H (MM)



S181

Steel Mobile Pedestal with Ball Bearing Slide
3 Drawer

Size : 400W x 490D x 550H (MM)



S182

Steel Mobile Pedestal with Ball Bearing Slide
1 Drawer + 1 File

Size : 400W x 490D x 530H (MM)



Half Height

6 Compartments Steel Locker

S127/A - Size (15"D)

: 915W x 381D x 915H (MM)

S127/AS - Size (18" D)

: 915W x 457D x 915H (MM)

S128/A - Size (15"D)

: 1143W x 381D x 915H (MM)

S128/AS - Size (18" D)

: 1143W x 457D x 915H (MM)



Half Height

9 Compartments Steel Locker

S129/A - Size (15"D)

: 915W x 381D x 915H (MM)

S129/AS - Size (18" D)

: 915W x 457D x 915H (MM)

S130/A - Size (15"D)

: 1143W x 381D x 915H (MM)

S130/AS - Size (18" D)

: 1143W x 457D x 915H (MM)



SCM-0001

Full Height Wardrobe with Steel Swinging Door c/w 1 Mirror & Cupboard Lock, 1 Top Shelf, 1 Divider, 4 Small Fixed Shelf & 1 Cloth Hanging Bar

Size : 750W x 470D x 2100H (MM)



SCM-0002

1 Compartment Steel Locker with Steel Swinging Door c/w 1 Cloth Hanging Bar, 1 Mirror, 1 Centre Drawer with Camlock & 1 Fixed Shelf at bottom

Size : 457W x 508D x 1828H (MM)



SCM-0003

36 Compartment Steel Locker with Steel Swinging Door c/w Camlock

Size : 915W x 381D x 1828H (MM)



SCM-0004

30 Pigeon Hole

Size : 915W x 457D x 1828H (MM)



SCM-0005

12 Compartment Steel Locker with Steel Swinging Door c/w Camlock

Size : 381W x 381D x 1828H (MM)

LIBRARY SHELF SERIES

1. SINGLE SIDED C/W 5 PIECES OF SHELF



ST-E0110
915W x 318D x 1524H mm
ST-E0110A
EXTENSION UNIT

2. SINGLE SIDED C/W 5 PIECES OF SHELF & END PANEL



ST-E0111
951W x 318D x 1524H mm
ST-E0111A
EXTENSION UNIT

3. DOUBLE SIDED C/W 5 PIECES OF SHELF



ST-E0112
915W x 521D x 1524H mm
ST-E0112A
EXTENSION UNIT

4. DOUBLE SIDED C/W 5 PIECES OF SHELF & END PANEL



ST-E0113
951W x 521D x 1524H mm
ST-E0113A
EXTENSION UNIT

5. SINGLE SIDED C/W 6 PIECES OF SHELF



ST-E0114
915W x 318D x 1981H mm
ST-E0114A
EXTENSION UNIT

6. SINGLE SIDED C/W 6 PIECES OF SHELF & END PANEL



ST-E0115
951W x 318D x 1981H mm
ST-E0115A
EXTENSION UNIT

7. DOUBLE SIDED C/W 6 PIECES OF SHELF



ST-E0116
915W x 521D x 1981H mm
ST-E0116A
EXTENSION UNIT

8. DOUBLE SIDED C/W 6 PIECES OF SHELF & END PANEL



ST-E0117
951W x 521D x 1981H mm
ST-E0117A
EXTENSION UNIT

9. SINGLE SIDED C/W 7 PIECES OF SHELF



ST-E0118
915W x 318D x 2286H mm
ST-E0118A
EXTENSION UNIT

10. SINGLE SIDED C/W 7 PIECES OF SHELF & END PANEL



ST-E0119
951W x 318D x 2286H mm
ST-E0119A
EXTENSION UNIT

11. DOUBLE SIDED C/W 7 PIECES OF SHELF



ST-E0120
915W x 521D x 2286H mm
ST-E0120A
EXTENSION UNIT

12. DOUBLE SIDED C/W 7 PIECES OF SHELF & END PANEL



ST-E0121
951W x 521D x 2286H mm
ST-E0121A
EXTENSION UNIT

PERIODICAL SHELVING

1. WITH 5 SETS OF PIVOTING SHELF



ST-E0122

915W x 394D x 1981H mm

ST-E0122A
EXTENSION UNIT

2. WITH 5 SETS OF PIVOTING SHELF & END PANEL



ST-E0123

951W x 394D x 1981H mm

ST-E0123A
EXTENSION UNIT

DOUBLE SIDED BOOK TROLLEY WITH MEDIUM DUTY CASTOR

1. C/W 2 SLANTING & 1 FLAT SHELF



ST-E0124

800W x 432D x 1050H mm

2. C/W 2 SLOPING SHELVES



ST-E0125

820W x 508D x 1050H mm

ACCESSORIES FOR 1 BAY SHELF SERIES

1. BOOK END



ST-E0126

152W x 165D x 180H mm

2. SHELF DIVIDER



ST-E0127

3. KICK STEP STOP



ST-E0129

RACK

1. NEWSPAPER MAGAZINE RACK



TR-NR1912

2. MAGAZINE RACK (3 POCKET)



TR-NR1925

3. MOBILE NEWSPAPER MAGAZINE RACK



TR-NR1918

4. NEWSPAPER & MAGAZINE RACK BEIGE COLOUR



TR-NEWS18

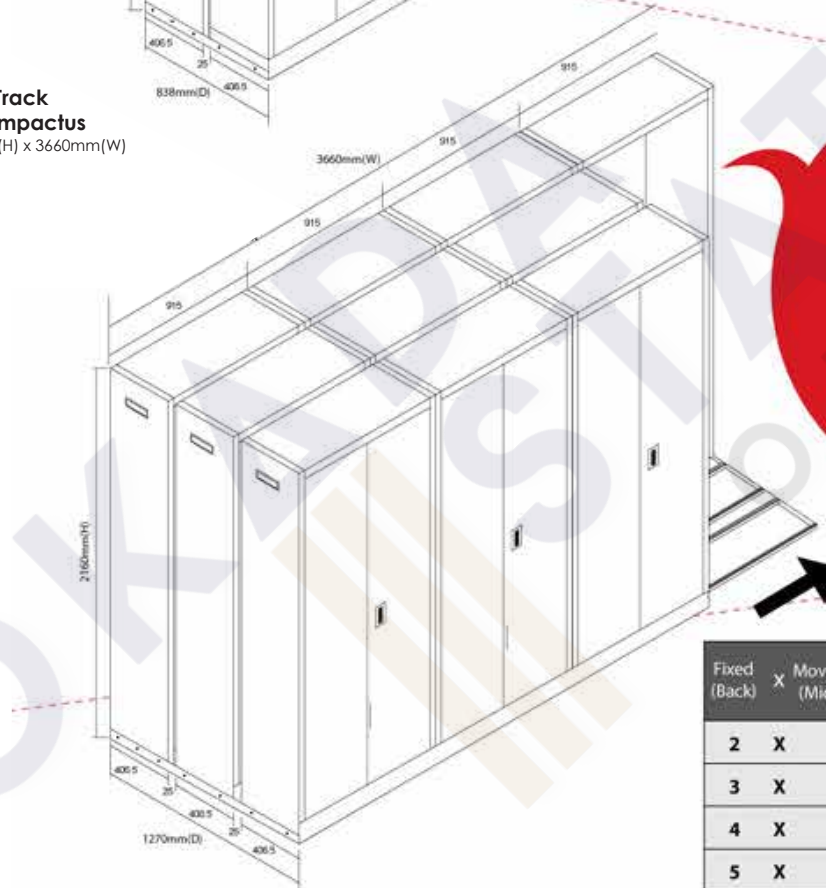
GEM Side Track Mobile Compactor c/w 4 Adjustable Shelves

4 x 3 Side Track Mobile Compactor
 Size : 2160mm(H) x 3660mm(W) X 838mm(D)



Fixed (Back)	X	Moveable (Front)	Height (mm)	Width (mm)	Deep (mm)
2	X	1	2160	1830	838
3	X	2	2160	2745	
4	X	3	2160	3660	
5	X	4	2160	4575	

4 x 3 Side Track Mobile Compactor
 Size : 2160mm(H) x 3660mm(W) X 1270mm(D)



Fixed (Back)	X	Moveable (Middle)	X	Moveable (Front)	Height (mm)	Width (mm)	Deep (mm)
2	X	1	X	1	2160	1830	1270
3	X	2	X	2	2160	2745	
4	X	3	X	3	2160	3660	
5	X	4	X	4	2160	4575	



ACCESSORIES :



SLK-S118
Cupboard Lock



SLK-S114
Locker Lock



SLK-S119
Sliding Door Lock



SLK-S106
Drawer Lock



SSV-S117
Shelf S117 c/w
4 Clip



SSV-S118
Shelf S112 / S118 /
S199/ S200 c/w 4 Clip



SSV-S119
Shelf S110 / S111 /
S116 / S119 c/w 4 Clip



S135
Shelf Clip



S128-L
Filing Pocket - Link
(2 Sets x 25 Pcs / Box)

LOCKER'S LOCK OPTION :



Latch Lock



Handle Camlock



Digital Lock



Ear Hinges

YIN ERA ENTERPRISE SDN BHD

Whatsapps Message Click this Link <http://wassmee.us/w/?c=a2fdcb>

• Albert Chong 019-6606 566

Office Location:

• 42, Jalan TTJS/B, Taman Tuanku Jaafar, 71450 SG Gadut, Seremban.

Official Website

www.okadastation.com.my