

# eco-i-on All Purpose Cleaner Direction of Use Manual

Please read carefully for your safety use of the device

## 1. Prepare salt to Make Cleaning Solution.

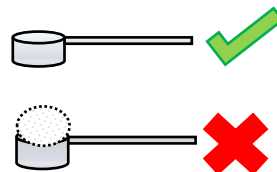
Use **99.9% pure fine salt (NaCl)** that you can find from local grocery store

**Note:** Avoid using mixed salt like iodine salt, Himalaya salt, magnesium salt, epsom salt, etc. to avoid unwanted impurities in the cleaning solution



Examples of recommended salt

Pour some of the salt into the container provided.



Measure **one scope (1 gram)** for each use using the spoon provided.

Make sure the salt is **flat** and full.

**Note:** Do not fill over a scope for each use.

## 2. Prepare vinegar to Make Cleaning Solution.

Use only **White Vinegar or Distilled Vinegar** that you can find from local grocery store.

**Note:** Avoid using mixed vinegar like apple cider vinegar, mixed fruit vinegar, balsamic vinegar etc. to avoid unwanted impurities in the cleaning solution



Examples of recommended vinegar

Pour some of the vinegar into the dropper bottle provided.



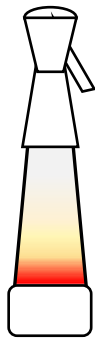
Measure **5 drops** for each use using the dropper provided.

**Note:** Do not use more than 5 drops for each use.

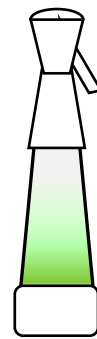
### 3. Charge the bottle



Connect USB cable to the bottle socket in the bottle to charge till fully charged.

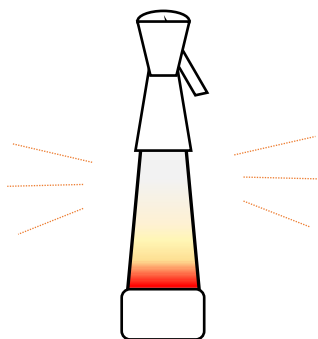


Red light = charging



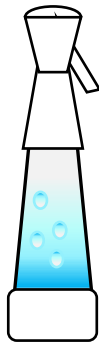
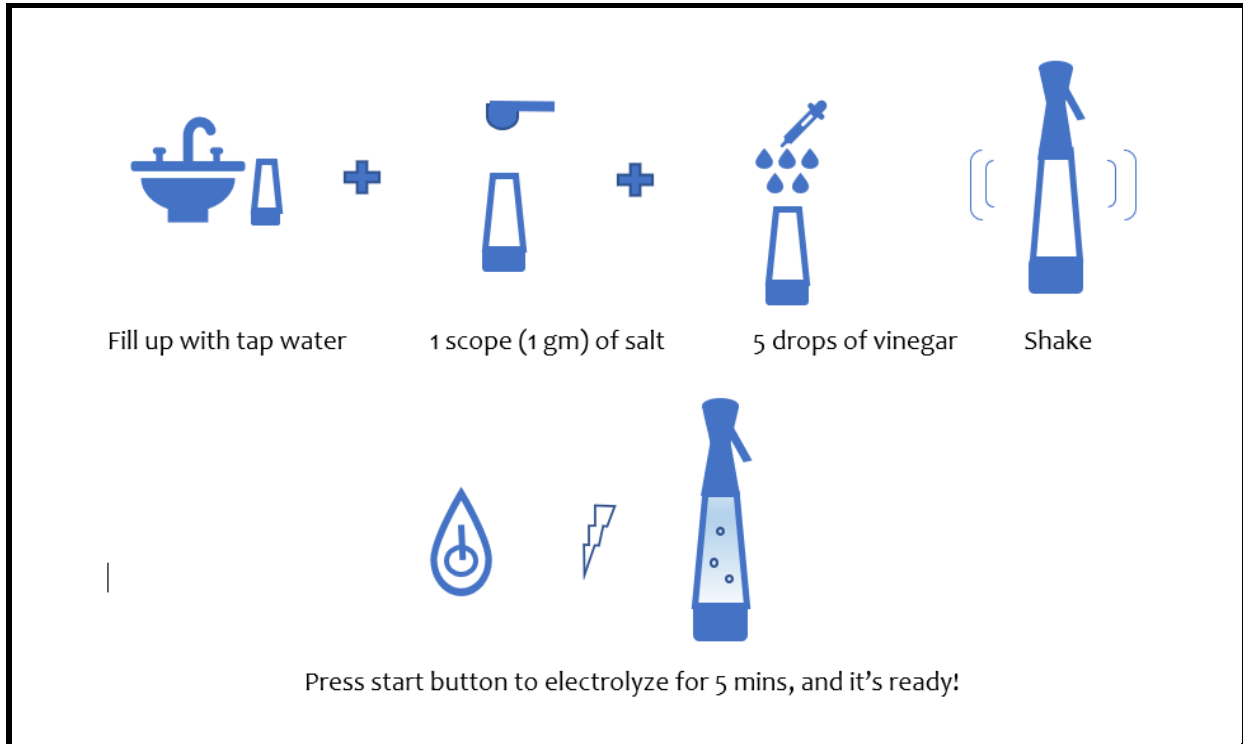
Green light = fully charged

**Note:** Close USB socket rubber cover perfectly after charged to avoid water from entering

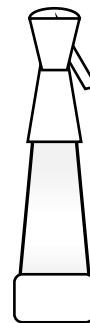


Blinking red light = low battery, time to recharge

## 4. Easy Steps to Make Cleaning Solution



Blue light with bubble = in operation



Light off = ready to use

**Note:** Cleaning Solution effectiveness is good for **1-2 days** only.

50% effectiveness reduction after 3 days.

Total effectiveness lost after 5 days.

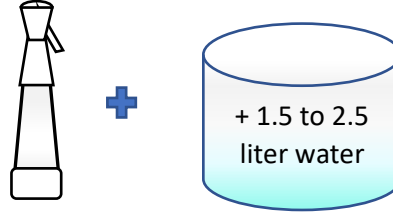
To regain effectiveness, press start button to re-electrolyze or make new cleaning solution.

## 5. Cleaning solution concentration usage

Vege and fruit wash

(5x to 10x dilution)

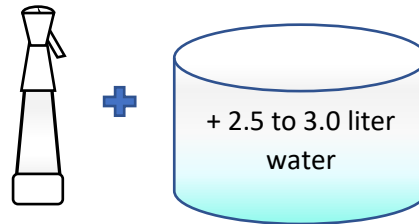
soak for 5 mins



Seafood and meat wash

(10x to 15x dilution)

soak for 5 mins




Can mixed with any cleaning solution for better cleaning, e.g.

Dish washing solution or

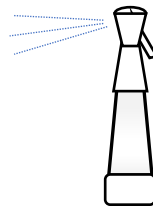
Laundry detergent or

Floor cleaning solution

or use solely with water for cleaning



Directly spray on to clean **all surfaces** mess including all furniture like tables, chairs, toys, door knobs, TV/monitors/mobile phone screens, keyboard, sofa, shoes, socks, helmets, or even the air to disinfectant and deodorize.

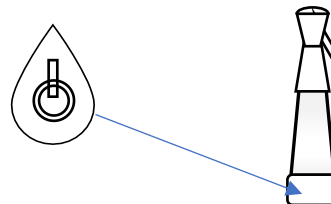


For **stubborn dirt or toilet cleaning**, press start button twice (press once for 5 mins operation, off, press again)

Press 2x (5 min- off, press again)



3x or more



**Note:** Do not press more than two times to control concentration within safety range